


Swimming Pool Germs Busted by Chlorine!


A Healthy Pool Coloring Book
A New Adventure of...




The Chlorin8tor & Little Hector, The Disinfecter


COPYRIGHT 2004
AMERICAN CHEMISTRY COUNCIL®

Swimming Pool Germs Busted by Chlorine!




When the weather turns hot and school lets out for summer, it's POOL TIME!






But, while many of us are chillin' at the pool, there are two superheroes who work harder in summer than at any other time of the year. These guys **bust the germs** that can live in pool water and make us sick. Who do you think they are?

Yes—The Chlorin8tor and Little Hector, The Disinfector. These superheroes destroy germs in drinking water, swimming pools and MANY other places.

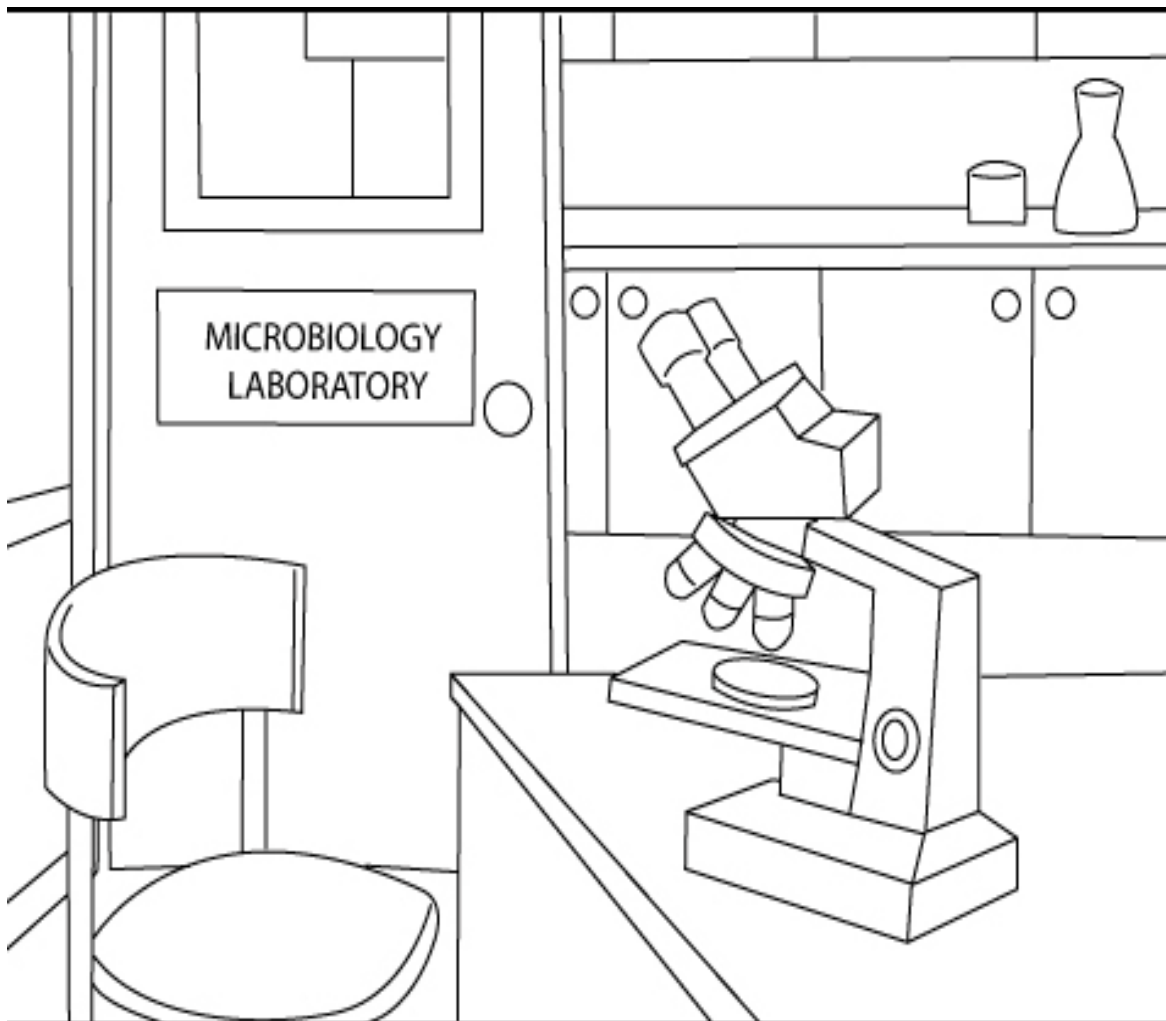


Pool germs can make swimmers sick—YUK! The Chlorin8tor uses his mighty Electron Grabber tool to destroy germs by ripping electrons out of them. Hector is holding a big magnifying lens to show us how this works.



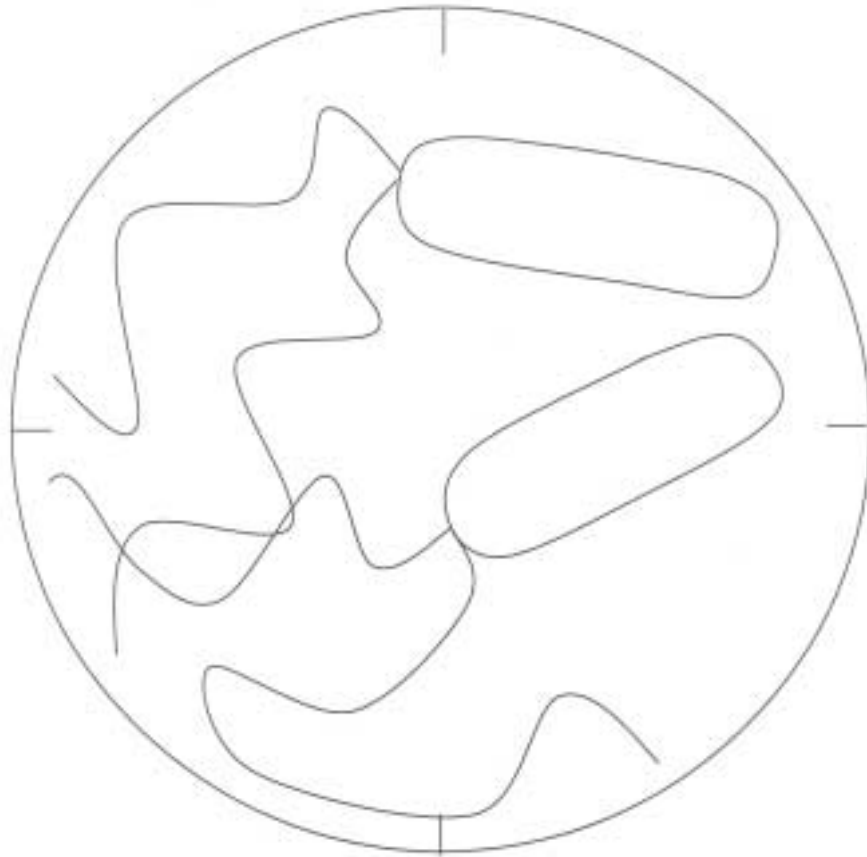
Destroying germs by electron grabbing is a simple and fun way to think about the job chlorine does when pool managers add it to pool water.

Do you know that many germs enter pools on the bodies of swimmers? These critters are too tiny to see without the help of a microscope, so have a seat in the Microbiology Laboratory and let's look on with Little Hector as he examines a few pool germs. [By the way, Microbiology is the study of **VERY SMALL** life forms.]



Scientists use dyes to see little critters better through their microscopes. Color the germ pictures on the next pages. You can use the colors in the photo at the bottom of each page, or choose your own "dyes"!

Pseudomonas aeruginosa
[sudo-MOAN-as air-roog-in-OH-sa]



Pseudomonas aeruginosa is a fast-moving germ that may enter

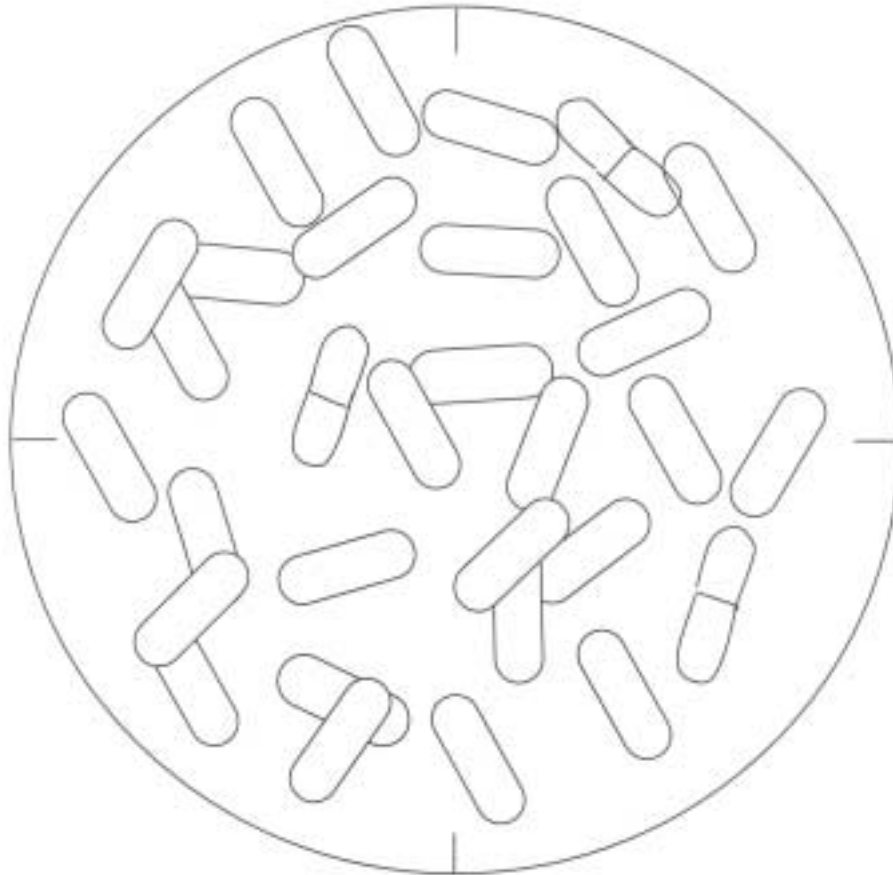


Pseudomonas aeruginosa
©Dr. Linda Stannard,
Photo Researchers, Inc.

pools on swimmers' bodies or in dirt tracked into the pool area. (The long whip-like tail helps this critter get around.) This germ causes a bumpy, itchy skin rash and an earache known as "swimmer's ear."

Shigella sonnei

[shi-GELL-a SONE-eye]



Shigella sonnei is a rod-shaped critter that may cause a bad

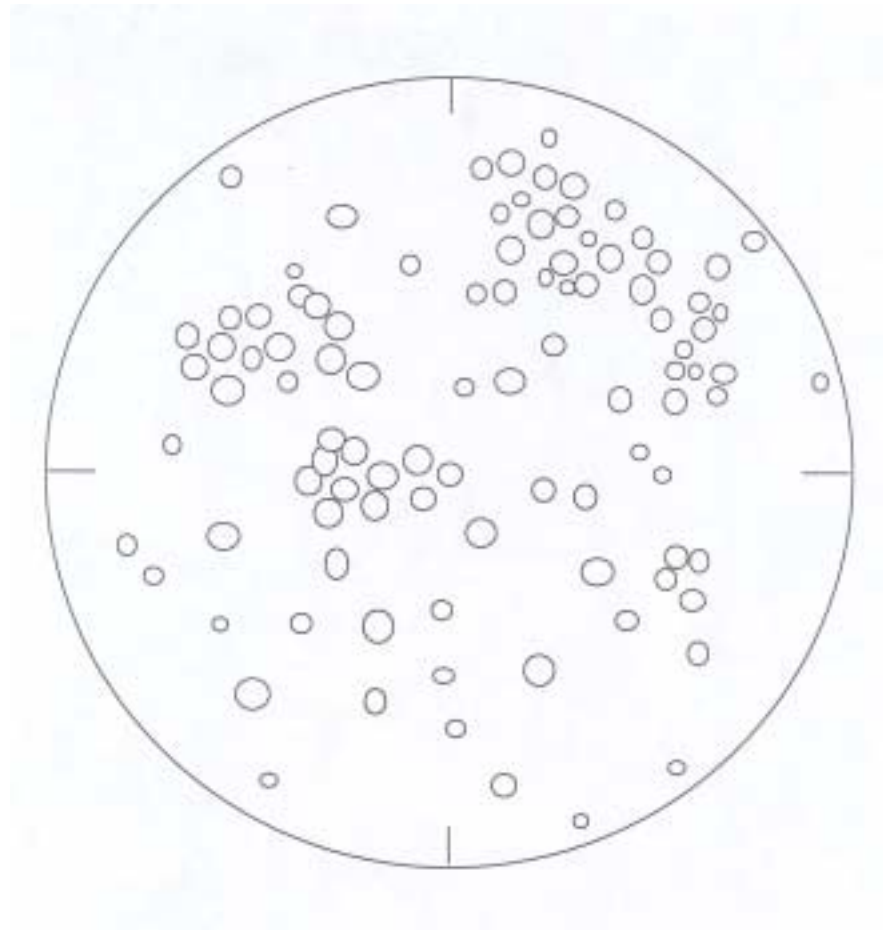


case of diarrhea if it is swallowed with pool water. Swimmers who use the bathroom and enter the pool without washing their hands may bring this germ into the pool.

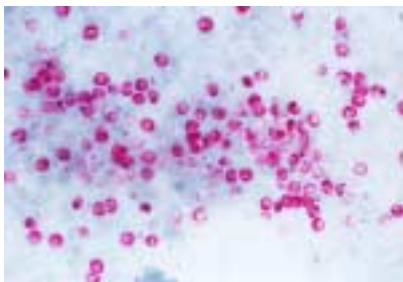
Shigella sonnei
©SciMAT / Photo
Researchers, Inc.

Cryptosporidium parvum

[crip-toe-spore-ID-ium PAR vum]




Cryptosporidium parvum is a germ that may enter pools in the droppings of birds or other animals. It may cause a very bad case of diarrhea in swimmers if it is swallowed with a gulp of water. Busting this germ is a challenge—even for the Chlorin8tor. Swimmers can help keep germs out of pool water by following the NO-FOOL POOL RULES that start on page 13.



Cryptosporidium protozoa
©Michael Abbey / Photo
Researchers, Inc.


Sometimes, very simple plants called **algae** (say it like this: AL-gee) grow in swimming pools. You can SEE this kind of germ in a pool—algae turn water greenish or yellow-brown.



How can you tell a pool is safe for swimming? The Chlorin8tor has some tips to help you decide. These tips will help keep you healthy AND help make you a good scientist—because scientists USE THEIR FIVE SENSES.

THE “SENSE-ABLE” SWIMMING CHECK LIST

√ USE YOUR SENSE OF SIGHT.



Does the pool water look clear and blue? You should be able to see through the water down to the drain or stripes painted on the floor of the pool. If the water is cloudy and colored, there may be algae in it. DON'T GO IN!

√ USE YOUR SENSE OF TOUCH.



Does the pool wall around the water line feel slimy? If it does, there are probably germs living on the wall. DON'T GO IN!

√ USE YOUR SENSE OF SMELL.



Is there a strong chemical odor around the pool? If there is, the pool manager may have to treat the water. DON'T GO IN!

√ USE YOUR SENSE OF HEARING.

The sound of pool-cleaning equipment
is a good sign!



√ DON'T USE YOUR SENSE OF TASTE


Just **don't** taste the water! If you do get
some water in your mouth, don't swallow it. By now, you know why!




The Chlorin8tor and Hector also want you to know that you can help keep pools healthy for everyone, by following the

NO-FOOL POOL RULES:


NO-FOOL POOL RULE #1: SHOWER BEFORE SWIMMING.



NO-FOOL POOL RULE #2: DON'T SWIM WHEN YOU HAVE
DIARRHEA.




NO-FOOL POOL RULE #3: TRY NOT TO GET POOL WATER IN YOUR MOUTH, BUT IF YOU DO, DON'T SWALLOW THE POOL WATER.



NO-FOOL POOL RULE #4: NEVER USE THE POOL AS A BATHROOM—IF YOU HAVE TO GO, LEAVE THE POOL AND USE THE **REAL** BATHROOM. WASH YOUR HANDS AFTERWARDS.



The Chlorin8tor and Little Hector keep the fun in swimming by keeping pool water germ-free, or DISINFECTED. Please do your part to keep pools healthy:



Remember the
"Sense-able"
Swimming Check
List.

And follow the
FOUR NO-
FOOL POOL
RULES.



Copyright Notice

This document may be copied and distributed freely as provided below.

This work is protected by copyright. The Chlorine Chemistry Division of the American Chemistry Council, which is the owner of the copyright, hereby grants a non-exclusive royalty-free license to reproduce and distribute this document, subject to the following limitations:

1. The work must be reproduced in its entirety without alterations.
2. All copies of the work must include a cover page bearing the notice of the Chlorine Chemistry Division of the American Chemistry Council copyright and this notice. Copies of the work made under the authority of this license may not be sold.



COPYRIGHT 2004
AMERICAN CHEMISTRY COUNCIL®